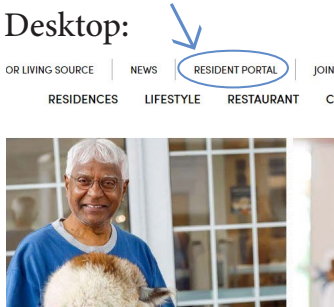


# READY TO USE THE PAYMENT PORTAL?

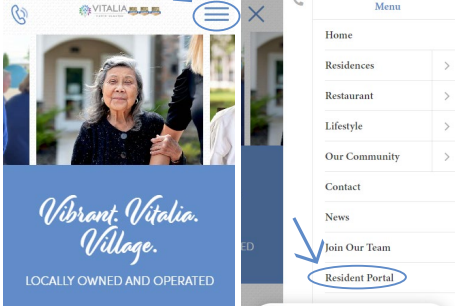
*Follow these steps to get started!*

**Step 1:** With your invoice handy, go to [www.VitaliaNorthOlmsted.com](http://www.VitaliaNorthOlmsted.com)  
First click on the “Resident Portal” Button

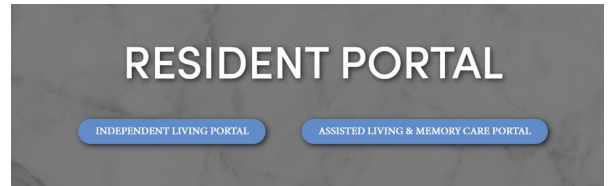
Desktop:



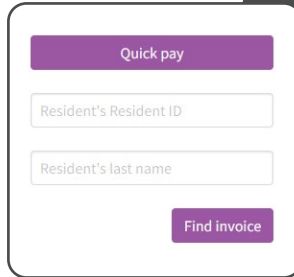

Mobile:



**Step 2:** Choose “Assisted Living & Memory Care” if you’re an Assisted Living or Memory Care resident, or “Independent Living” if you’re an Independent Living resident.

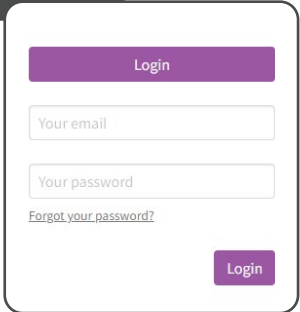


**Step 3:** Choose the appropriate prompt to either Quick pay, Login, or Sign up.



Use your surname and Resident ID to **Quick Pay**

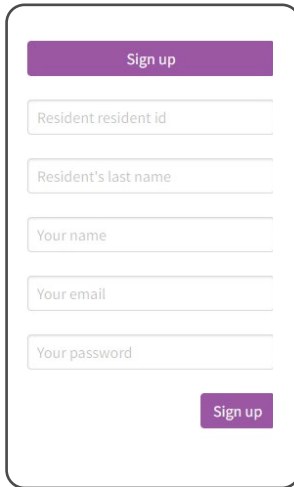
**Login** using your email and password to access your account



Need some help? Use these handy prompts beneath the options in Resident Portal to help!

*Quick tip!*

- Trouble logging in?**
- [Forgot your password?](#)
  - [Didn't receive confirmation instructions?](#)
  - [Didn't receive unlock instructions?](#)



If this is your first visit and you’ve yet to create an account, click **Sign Up** and fill out the prompts.